

1789 TT

ScinoPharm Investor Conference

— 2025 06 12



Disclaimer

This material has been prepared by ScinoPharm Taiwan, Ltd. (“ScinoPharm”).

Any opinions expressed in this material are subject to change without notice as a result of using different assumptions. ScinoPharm is under no obligation to update or keep current the information contained herein. The **information contained** in this presentation is ScinoPharm’s **confidential** information.

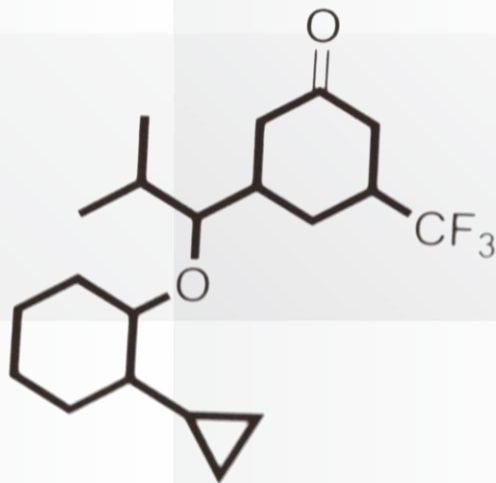
Any disclosure, copying, distribution or any action taken or omitted to be taken in reliance on it is prohibited and may be unlawful.

No representation or warranty, express or implied, is or **will be made** in or in relation to, and no responsibility or liability is or will be accepted by the Company **as to**, the **accuracy or completeness** of this material and any liability therefore is hereby expressly disclaimed.

Statements made in this material include forward-looking statements, which include, without limitation, statements about the issues, plans and expectations of ScinoPharm. Without limiting the foregoing, statements including the words “believes”, “anticipates”, “plans”, “expects” and similar expressions are also forward-looking statements. Forward-looking statements reflect, among other things, management’s plans and objectives for future operations, current views with respect to future events and future economic performances and projections of various financial items. **These forward-looking statements involve known and unknown risks**, uncertainties and other factors **which may cause actual results to differ materially from those implied** by such forward-looking statements.

Agenda

- 01** Company Overview
- 02** Business Update
- 03** Financial Performance



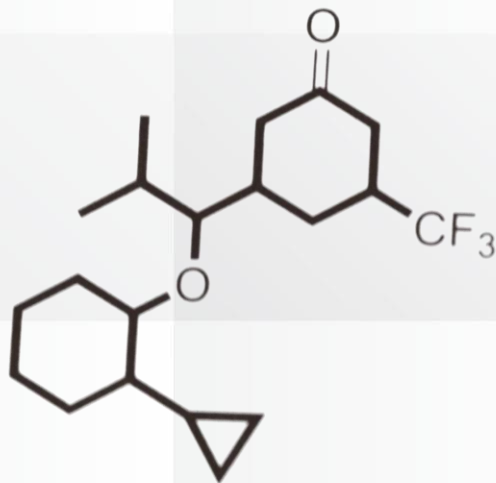
Company Overview



ScinoPharm at a Glance

- Est. 1997 in Taiwan with R&D/CGMP plants in Tainan and Changshu, China plus marketing forces in Tainan, Shanghai and Tokyo
- Specializes in providing R&D and CGMP manufacturing of APIs (cytotoxic/steroid) and injectable drug products
- **78 generic APIs in portfolio** with 37 referred and approved ANDAs/NDAs*
 - **967 active DMFs worldwide with 68 US DMFs***
- 200+ contract projects with 14 approved/launched (12 NCEs) and 4 in phase 3 for NDA/MAA filing within 1-3 years*
- API plant certified by key international regulators - US FDA, EMA, EDQM, Australian TGA, Japanese PMDA, Korea KFDA, Mexico COFEPRIS and German Authority. In November 2024, we passed Brazilian ANVISA 1st on-site GMP inspection with zero defect and maintained its exceptional track record of 5 consecutive zero defect inspections by the US FDA
- Injectable plant certified by US FDA and TFDA

*Data As of 2025/04/30

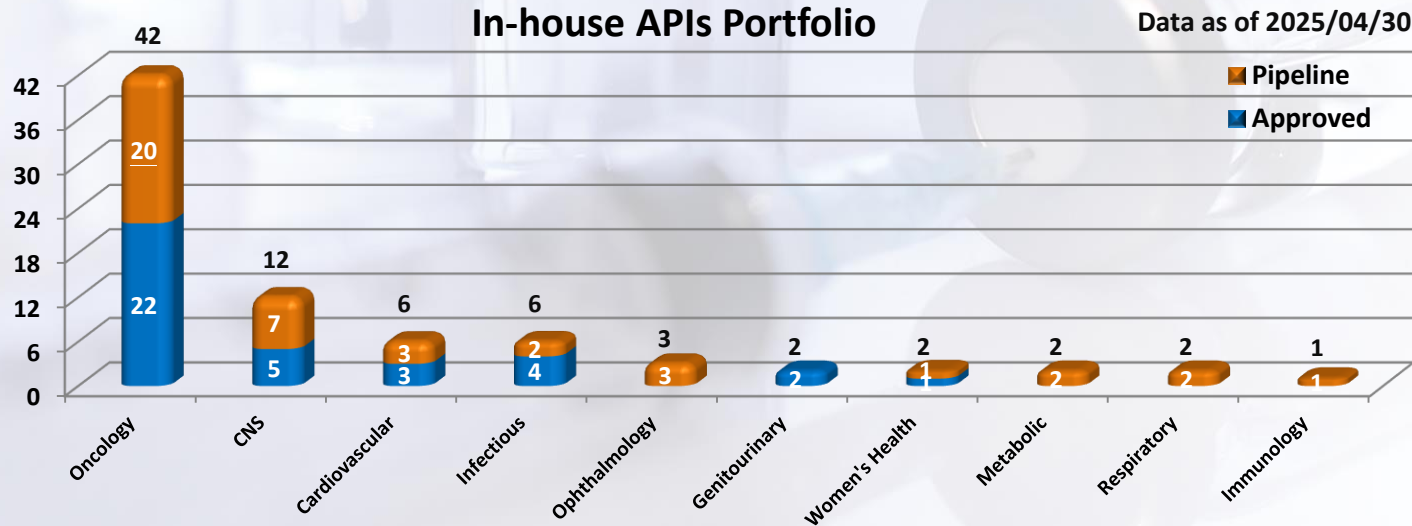


Business Updates



Strengthening API Business

- Submitted 1 new oncology product DMF in Q1 2025, contributing to a total of 78 developed generic APIs with DMFs filed, of which 37 products being supplied to customers for commercial sale in the market
- Maintain existing market share, and proactively work with customers to enter into new markets, such as China, Europe, and South America, to expand our global presence
- Keep developing new generic APIs to enrich our pipeline, currently multiple new APIs being developed



Accelerating Drug Product Business Development

- Continuously expanding injectable drug product portfolio, and accelerate the approval of proprietary injectable products in US, aligning with our goal of providing vertical integration from API development to finished dosage forms
- Proactively expand beyond US market to capture growth in other countries such as Canada, Australia, Japan, China, Europe, etc.
- Responded to US FDA's CRL for ANDA application of a cartridge injectable drug product for diabetes treatment

Dosage Form	Project Numbers	Indication	Under Development	Technical Package Ready	Dossier Ready	Under Registration	Approved
Lyophilized Powder	4	<ul style="list-style-type: none"> Myelodysplastic Syndromes Multiple Myeloma Oncology 		1 1			1 1
Liquid Solution	6	<ul style="list-style-type: none"> Leukemia Oncology Reversal of Neuromuscular Blockade 		4 1			1
Prefilled Syringe	3	<ul style="list-style-type: none"> Thromboembolic Disorders Multiple Sclerosis Medical Imaging Agents 		1		1 [#]	1
Cartridge in Device	5	<ul style="list-style-type: none"> Osteoporosis Diabetes Mellitus Chronic Weight Management 	1	1	1	1* <u>1[#]</u>	

[#] Responded to FDA CRL / * Preparing for response to FDA CRL

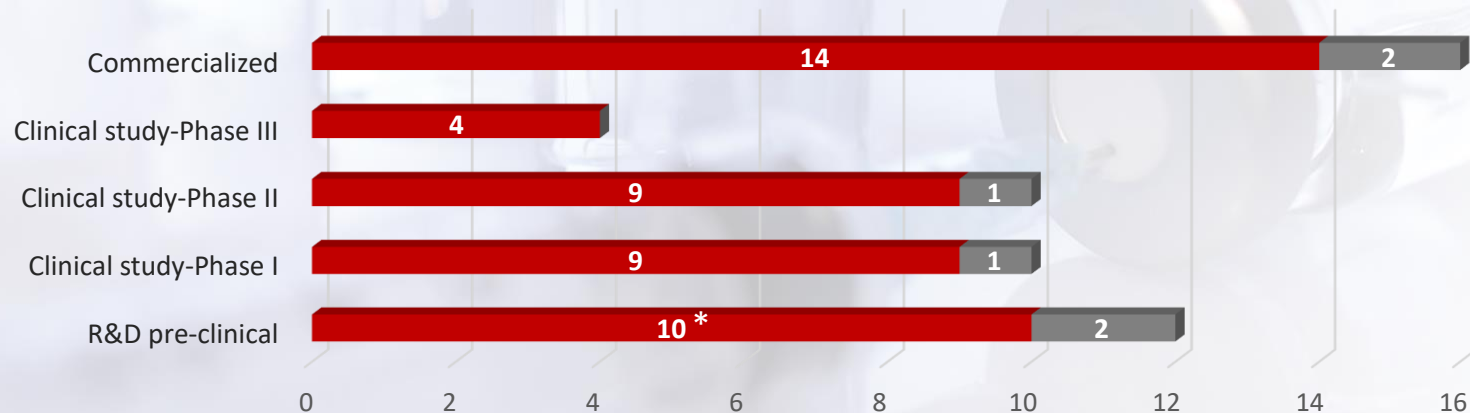
Expanding CDMO Services

- Focus on specialized areas such as peptides, steroids, and cytotoxic products, and expand our global presence in CDMO sector
- With the development & production capabilities both in APIs and injectables DPs, value up our services to provide total solution to drug innovation companies
- With excellent manufacturing capabilities, proactively grab the contract manufacturing opportunities from global pharmaceutical companies for both APIs and injectables DPs

52 CDMO active projects

■ API ■ DRUG

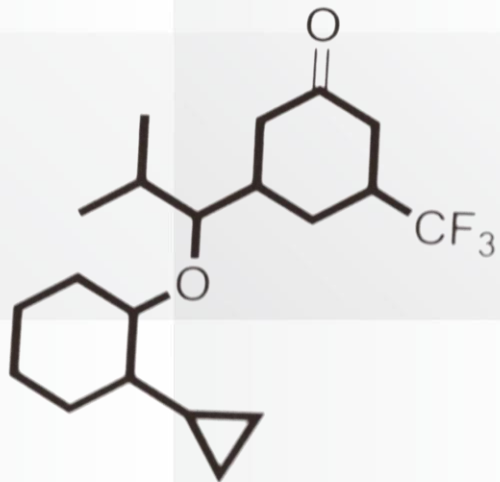
Data as of 2025/04/30



* Added 1 API CDMO project to R&D pre-clinical stage in May 2025, total number of API CDMO projects at R&D pre-clinical stage accumulate to 11

Developing China Business Actively

- Leveraging the strengths of our Tainan and Changshu facilities, now entering a growth phase in China market. Continue expanding customer base for the approved APIs, plan for regulatory submissions of more generic APIs in China plus aggressively develop CDMO services in 2025
- ScinoPharm Changshu passed GMP inspections by China authority for totally five products up-to-date with the products being commercially supplied to customers, anticipate on a continued growth trajectory onward for ScinoPharm Changshu in 2025
- ScinoPharm Changshu continues to develop new APIs products to enrich product pipeline, and also deepen collaborations with Chinese pharmaceutical companies, targeting not only China but also international markets



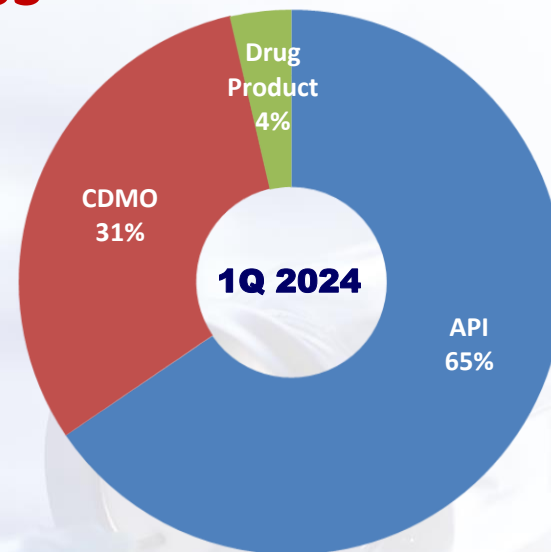
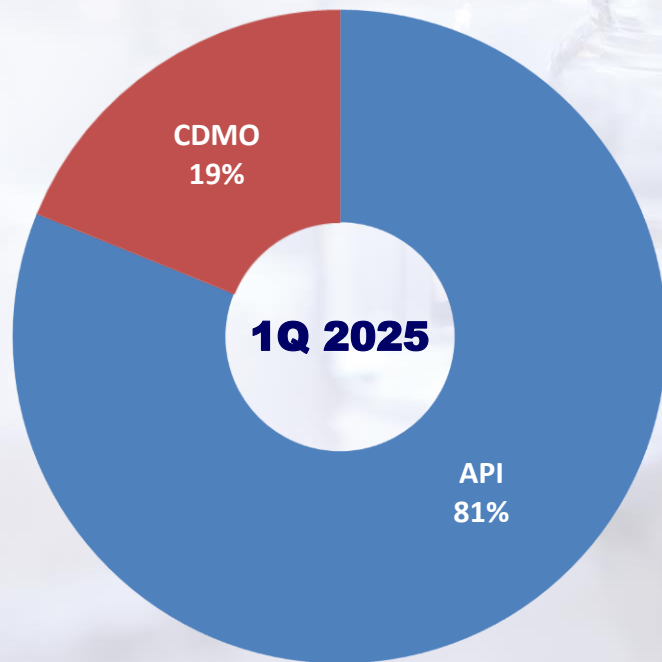
Financial Performance



Consolidated Income Statement

NTD Million except for EPS	1Q 2025		YoY	1Q 2024	
Revenue	686	100%	-22%	883	100%
Gross Profit	228	33%	-35%	353	40%
Operating Expenses	(188)	(27%)	-7%	(201)	(23%)
Operating Profit	40	6%	-74%	152	17%
Net Profit before Tax	58	9%	-67%	175	20%
Net Profit after Tax	46	7%	-67%	140	16%
EPS (NTD)	0.06	-	-	0.18	-

Sales Distribution – By Business

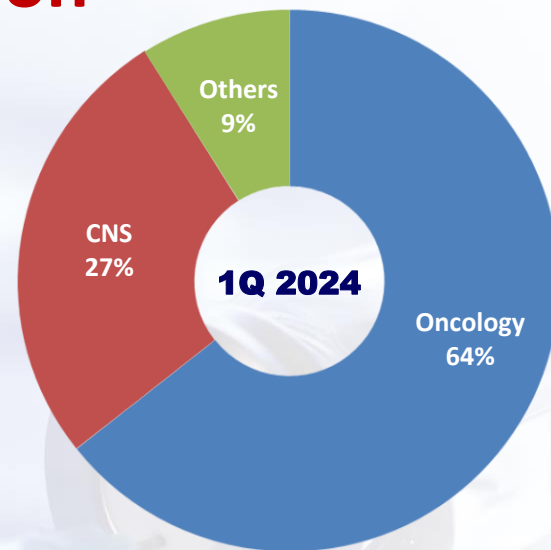


Unit: USD/M

	API	CDMO	Drug Product
1Q 2025 Sales	16.9	3.9	0
YoY	-8.0%	-54.7%	-100.0%

Note : Starting in 2024, data calculations are presented using a new classification method

Sales Distribution – By Indication



Unit: USD/M

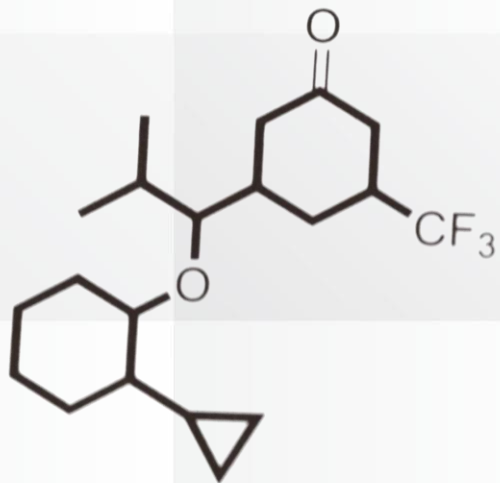
	Oncology	CNS	Others
1Q 2025 Sales	13.6	4.0	3.2
YoY	-24.5%	-46.3%	27.4%

Consolidated Balance Sheet

NTD Million	2025/03/31		2024/03/31	
Cash and Cash Equivalents	3,098	26%	4,226	35%
Accounts Receivable	447	4%	539	5%
Inventories	1,792	15%	1,667	14%
Property, Plant & Equipment	3,660	30%	3,720	31%
Other Current/Non-Current Assets	3,063	25%	1,823	15%
Total Assets	12,060	100%	11,975	100%
Financial Debt	52	0%	20	0%
Other Current Liabilities	684	6%	775	7%
Other Non-Current Liabilities	639	5%	655	5%
Total Liabilities	1,375	11%	1,450	12%
Total Shareholders' Equities	10,685	89%	10,525	88%

Consolidated Cash Flow Statement

NTD million	1Q 2025	1Q 2024	Dif.
From Operating Activities	177	384	-207
Depreciation & Amortization	127	119	8
From Investing Activities	(1,263)	(92)	-1,171
Capital Expenditure	(104)	(92)	-12
From Financing Activities	12	(16)	28
Effect of foreign exchange rate changes	6	7	-1
Net Change in Cash	(1,068)	284	-1,352
Beginning Balance	4,166	3,942	224
Ending Balance	3,098	4,226	-1,128



Q & A





Brand Quality with Asian Advantages

www.scinopharm.com

1789 TT